



hebridean housing partnership



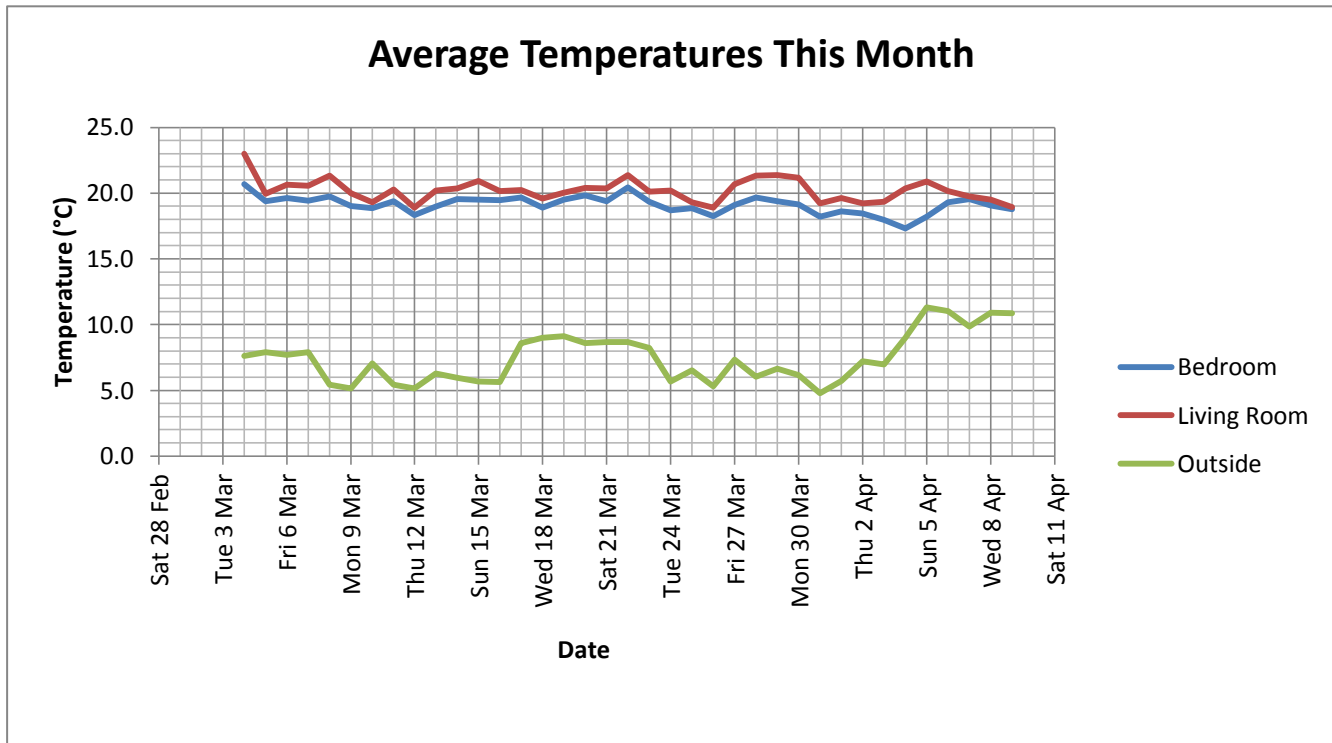
Household Energy Report



Reporting Period 04 March 2015 to 09 April 2015
Address

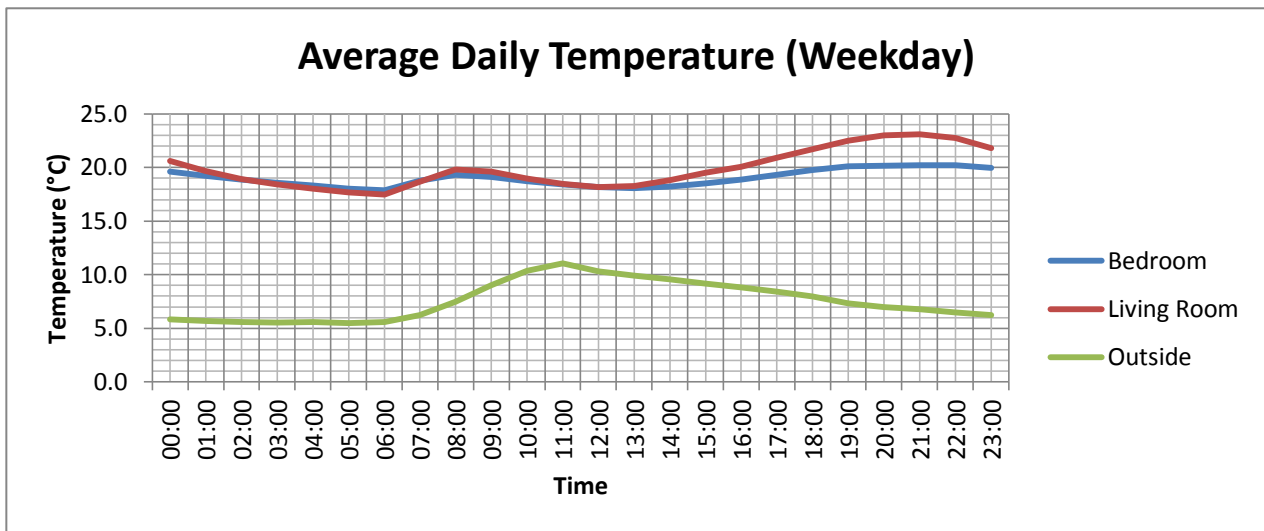
Living room temperature should be around 21°C	
If your living room temperature is over 23°C, you could turn your living room heating down	The average daily temperature was over 23°C for 1 out of 37 days
If your living room temperature is under 18°C, you may need to turn up your living room heating if you are at home	The average daily temperature was under 18°C for 0 out of 37 days

Bedroom temperature should be around 18°C	
If your bedroom temperature is over 20°C, you could turn your bedroom heating down	The average daily temperature was over 20°C for 2 out of 37 days

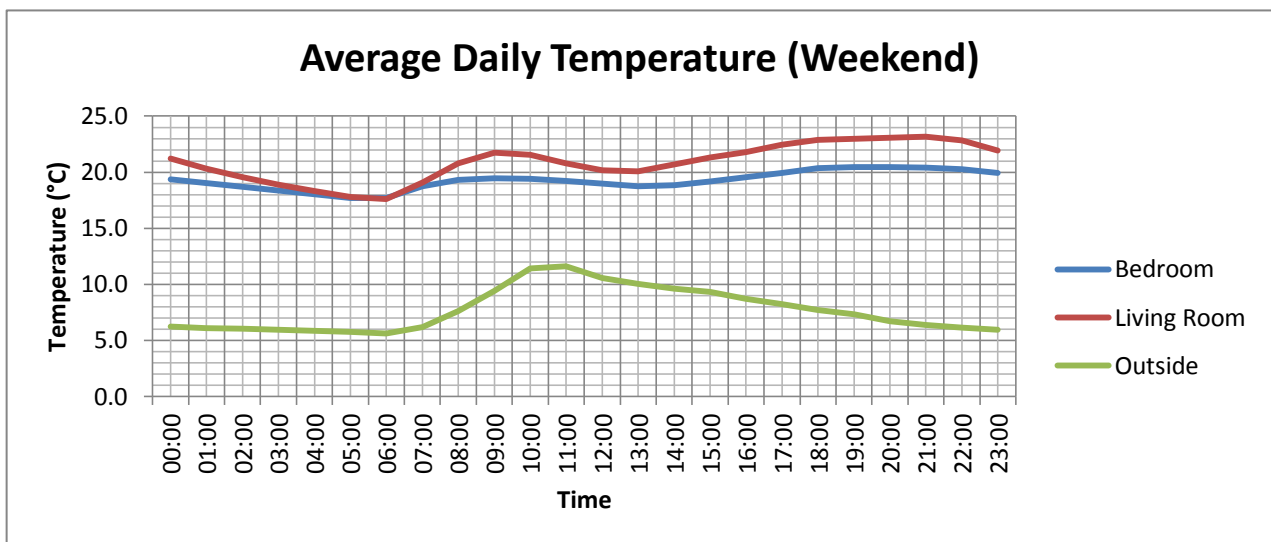


This graph shows the average temperature for each day over the past month.

The blue line shows the average temperature of your bedroom each day.
The red line shows the average temperature of your living room each day.
The green line shows the average outside temperature each day.



The graph above shows how the temperature in your home changes throughout an average weekday.



The graph above shows how the temperature in your home changes throughout an average weekend day.

When you are not there, your living room and bedroom do not need to be above 15°C.

Heating your living room to 21°C when you are out will needlessly increase your energy use and heating bills. Your living room should only be heated to 21°C when you are using it. Turn down your room thermostat when you leave the house, or use the "cool" setting if you have an Air Source Heat Pump with this type of control.

For your bedroom, turn down the valve before you leave the house in the morning, and turn it back up a few hours before going to bed.

Average Weekly Running Costs	
Your average weekly running costs this period were approximately	£29.58
By being on a flat rate tariff you could potentially save around	£3.96

Contact HHP on [0300 123 0773](tel:03001230773) for more information